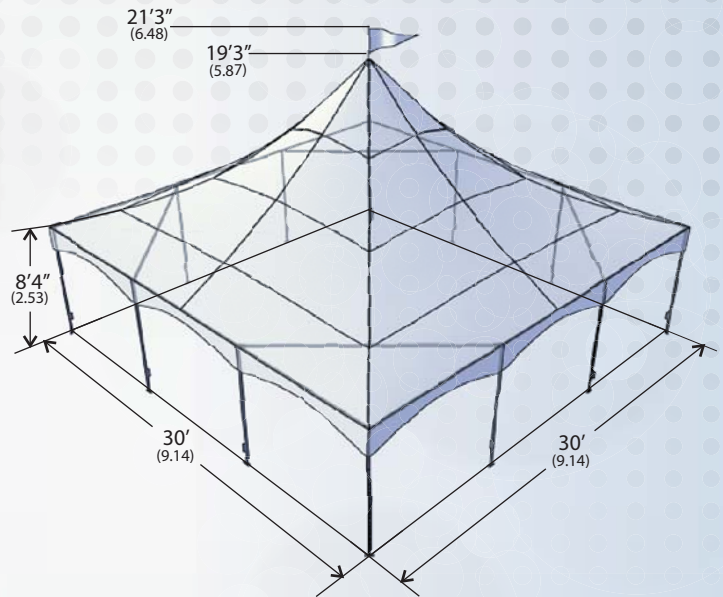




Tents for your Events

PEAK MARQUEE TENTS

MQ30



TOTAL AREA: 900 sq. ft. / 83.6 sq. m.



EASY ASSEMBLY AND SETUP

The *Peak Marquee* Tents require very little manpower to setup or take down. Comprehensive, easy to follow instructions are sent with each tent.





PEAK MARQUEE MQ30

PEAK MARQUEE TENT FEATURES

EASY SETUP

This tent can be set up easily by 2 people.

TOUGH

Smooth graceful roof lines conceal a rental tough, durable, simple frame.

INTERCHANGEABLE PARTS

Through nine sizes from 100 to 1043 sq.ft. streamlining rental inventory.

FULL MODULARITY

Unique gutter system allows the tents to be joined in a variety of configurations.

POLE FREE INTERIOR

Flying Centre Pole gives an obstruction free spacious interior.

WALLS SLIDE OPEN AND CLOSED

Walls remain clean, with less wear and tear.

The WSSL PEAK MARQUEE TENTS

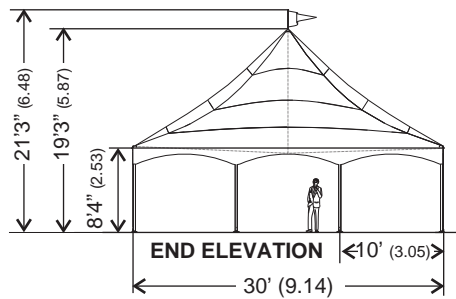
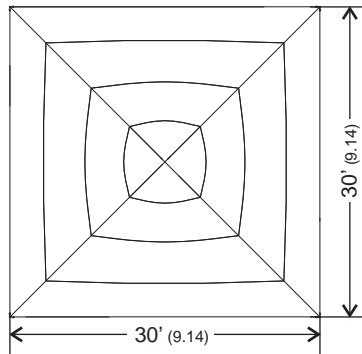
Elegant, Dramatic, Beautiful,

STRONG & STABLE

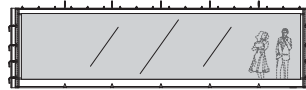


Designed and Engineered in 1984 by Kurt Warner P.Eng.

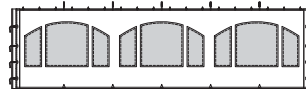
PLAN VIEW



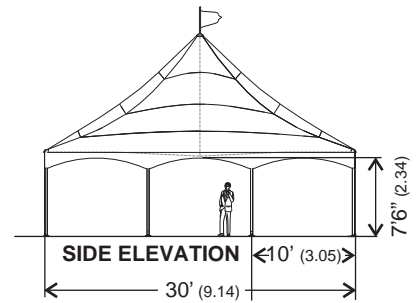
Wall; Plain
BATON 10986 STANDARD 11010



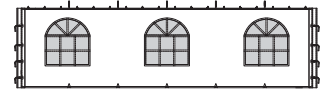
Wall; Clear Vinyl
BATON 10994 STANDARD 11018



Wall; Bay Window
BATON 11000 STANDARD 11026



Wall; Mesh
BATON 10990 STANDARD 11014



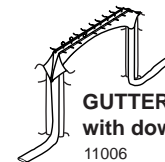
Wall; French Window
BATON 10998 STANDARD 11022



Wall; Bay Window
BATON 11003 STANDARD 11029




CABLE; 30'
sliding wall
11004

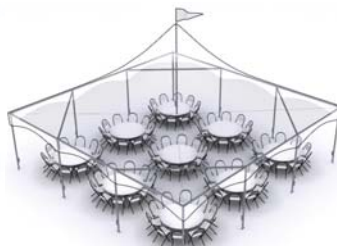


GUTTER
with downspout
11006

MQ30 SEATING SUGGESTIONS



72 Persons
12.5 sqf per person



90 Persons
10 sqf per person



90 Persons
10 sqf per person



104 Persons
8.6 sqf per person